

ALEX

TANUKA



FOREX INFO LABEL Indicator

Users manual

Recommended by Alex Tanuka & “ForexPacific”, Inc., Singapore

About us

I am **Alex Tanuka**, the CEO of "**Forex Pacific**", Inc., Singapore. I've been learning trading Forex for many years and I'm still in love with this unpredictable, risky but challenging profession. Yes, I can proudly say that Forex trader is a profession so you need to study a lot. I accumulated enough of experience and information and decided that this data MUST be shared with others. With a couple of my trading friends we hired best professionals and created this company.

Today, our company specializes on Forex software development. Yes, there are plenty of such companies. But we produce personal approach to each customer and we are sure that our products are the most effective and safe. We hope you'll like them!

But quite often we share qualitative **free indicators** with our subscribers. They are tested by our team and can be used for your daily trading as good helping tools.

Regards,
Alex Tanuka, "Forex Pacific", Inc., Singapore.

Forex Info Label Indicator

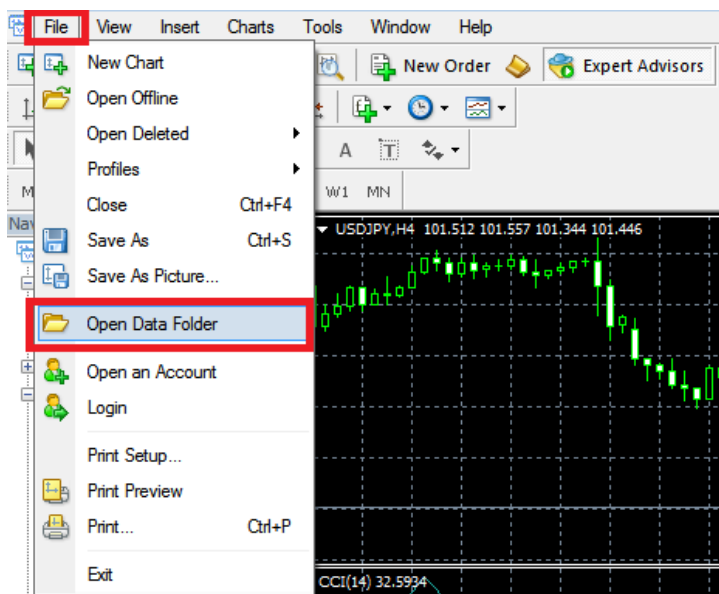
Today our gift for you is a spread indicator named [InfoLabel](#). It shows all the necessary information for a trader on your chart such as:

- Ask and Bid,
- OHLC prices,
- volume,
- spread,
- remaining candle time,
- local & server time.

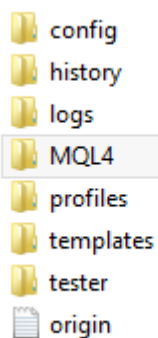
Installation and Setup

1. All you need is a MT4 platform. You can download it at any reputable broker's website. Please choose an appropriate broker and install a trading platform if you do not have one.

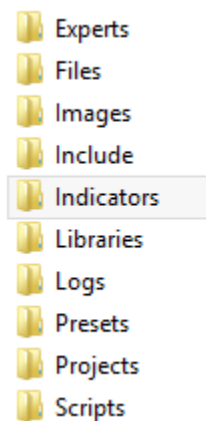
2. Start **MetaTrader4**. Select **File** in the menu, **Open Data Folder**.



3. A MT4 folder will be opened. Choose **MQL4** folder.



4. Then open **Indicators** folder:

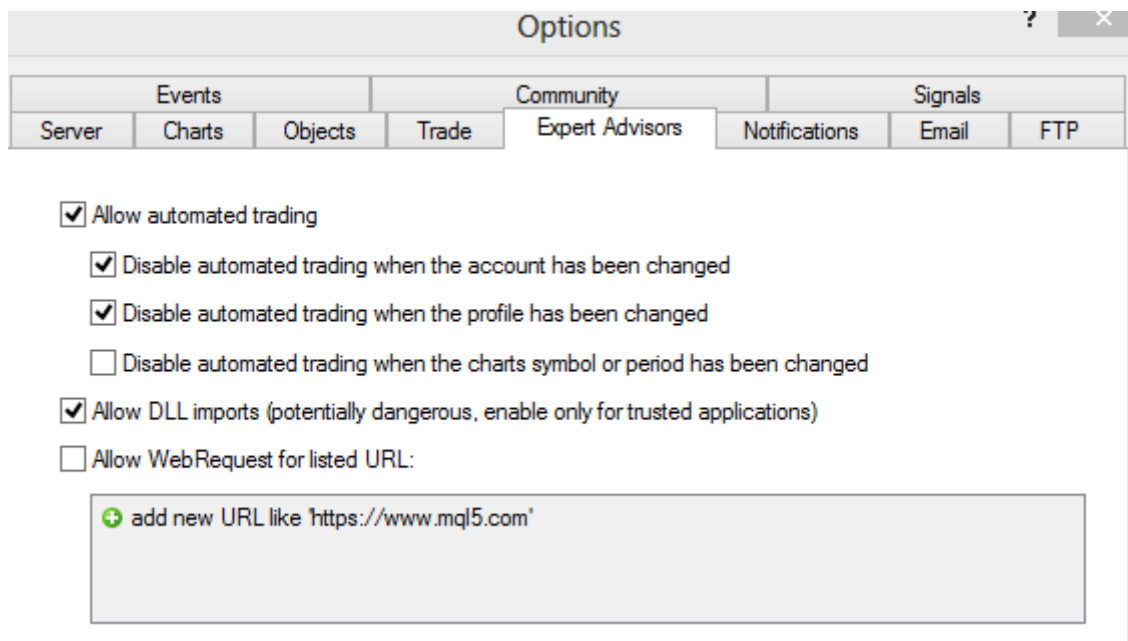


5. Copy and paste the product's file - **infolabel.mq4** – into opened earlier **Indicators** folder. Reload the MT4 platform.

6. Check **Live Trading** settings.

Go to **Tools - Options** in the main menu of MetaTrader4.

Find **Expert Advisors** in the list and set the shown settings:



Press **OK**.

7. Take a look at **Navigator panel** on the left of the main window.

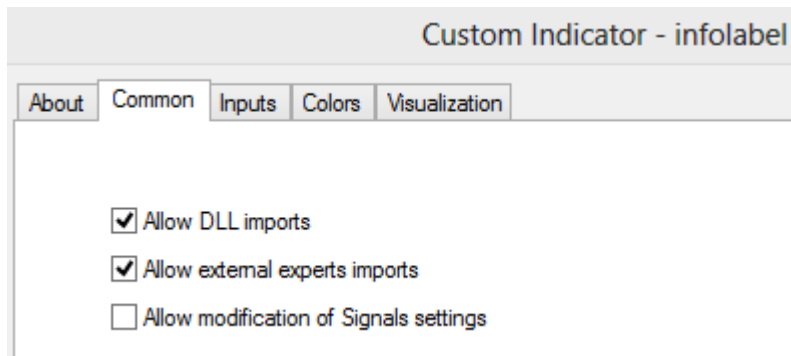
If you followed the simple instruction above, you should see **infolabel** under **Indicators**.

If you have any troubles – please contact our **Help Center**:
alexanuka@gmail.com

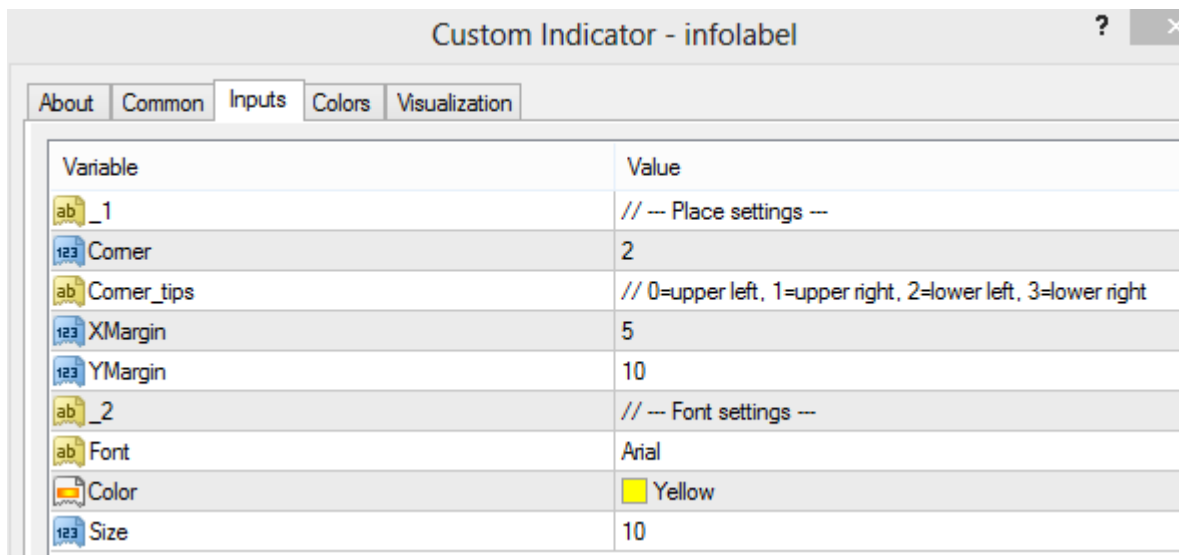
8. Open **any currency pair and timeframe**.

Drag and drop **infolabel** from the Navigator panel to **this chart**. Check if you have the same settings.

Common:



Inputs:



Click OK

9. After successful installation you will see the following information on the chart.



Good luck with your trading! If you have any questions, please feel free to ask our Help Center by sending an email to: alextanuka@gmail.com

Regards,
Alex Tanuka, "Forex Pacific", Inc., Singapore.

DISCLAIMER

Please be aware of the loss, risk, personal or otherwise consequences of the use and application of this book's content. The author and the publisher are not responsible for any actions that you undertake and will not be held accountable for any loss or injuries.

U.S. Government Required Disclaimer - Commodity Futures Trading Commission Futures and Options trading has large potential rewards, but also large potential risks. You must be aware of the risks and be willing to accept them in order to invest in the futures and options markets. Don't trade with money you can't afford to lose.

This is neither a solicitation nor an offer to Buy/Sell futures or options. No representation is being made that any account will or is likely to achieve profits or losses similar to those discussed on this web site. The past performance of any trading software or methodology is not necessarily indicative of future results.

CFTC RULE 4.41 - HYPOTHETICAL OR SIMULATED PERFORMANCE RESULTS HAVE CERTAIN LIMITATIONS. UNLIKE AN ACTUAL PERFORMANCE RECORD, SIMULATED RESULTS DO NOT REPRESENT ACTUAL TRADING. ALSO, SINCE THE TRADES HAVE NOT BEEN EXECUTED, THE RESULTS MAY HAVE UNDEROR- OVER COMPENSATED FOR THE IMPACT, IF ANY, OF CERTAIN MARKET FACTORS, SUCH AS LACK OF LIQUIDITY. SIMULATED TRADING PROGRAMS IN GENERAL ARE ALSO SUBJECT TO THE FACT THAT THEY ARE DESIGNED

WITH THE BENEFIT OF HINDSIGHT. NO REPRESENTATION IS BEING MADE THAT ANY ACCOUNT WILL OR IS LIKELY TO ACHIEVE PROFIT OR LOSSES SIMILAR TO THOSE SHOWN.

No representation is being made that any account will or is likely to achieve profits or losses similar to those shown. In fact, there are frequently sharp differences between hypothetical performance results and the actual results subsequently achieved by any particular trading program. Hypothetical trading does not involve financial risk, and no hypothetical trading record can completely account for the impact of financial risk in actual trading.

All information provided by our Green Forex Group is for educational purposes only and is not intended to provide financial advice. Any statements about profits or income, expressed or implied, does not represent a guarantee. Your actual trading may result in losses as no trading software is

guaranteed. You accept full responsibilities for your actions, trades, profit or loss, and agree to hold Intoris, LLC doing business as Alex Tanuka and "Forex Pacific", Inc., and any authorized distributors of this information harmless in any and all ways. The use of this software constitutes acceptance of this user agreement.

COPYRIGHT

This software is the copyright of and cannot be re-written, re-published,

STORED OR LINKED AT ANY FILE SHARING SITES or FORUMS or used for any other books without proper referencing without permission. The use of the book and software is limited to your personal use. Spreading out the copies without paying for them is illegal and protected by international copyright law.

Copyright © 2015 Alex Tanuka & "Forex Pacific", Inc.
All rights reserved.