



Forex Lady Robot

v1.24



User's Guide

by Rita Lasker



Introduction

We wanted and we've finally created a product with an algorithm that's NOT affected by negative factors.

To paraphrase it in a respectful, though slightly humorous way, this is akin to a "female logic": to assess, estimate and respond - but NOT to the immediate factors, but rather to the "time-tested values", while making intuitive decisions based on the information available.

That's right – you hear it correctly: through a cold and impersonal digital lingo of 1's and 0's, we've managed to recreate a concept of a "female intuition" – namely, being able to predict a situation. And that is a major staple of our product!

IMPORTANT NOTE on the proper trading:

Forex Lady Robot is developed for MetaTrader 4 only.

Please consider that it has the unique self-educating algorithm and **IT IS EXTREMELY IMPORTANT to provide a stable Internet connection** while it is running. Don't close MT4 – please leave it running at all times.

Sometimes, depending on a market, it trades seldom.



**Yours,
Rita Lasker & Green Forex Group.**

Installation and Setup

Step 1.

If you have MetaTrader 4, please check what your build is. If you run previous versions you may experience problems with installation. To learn about latest available build please contact your broker support.

*If you do not have MetaTrader 4 installed, you need to download it from a Forex broker web site. Choose only a broker with a good reputation. Many forums have entire sections exclusively dedicated to brokers. There you can learn about all the 'pluses' and 'minuses' of each broker. We recommend using only well known, reputable brokers that have been on the mark for a long time, such as:



<http://fxpro.com>

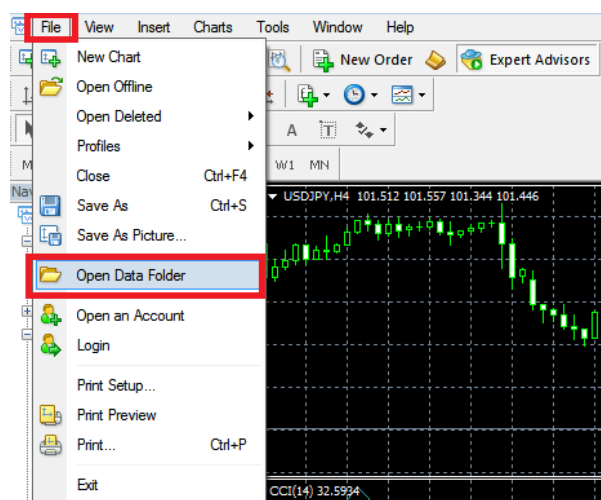


<http://alpari.co.uk>

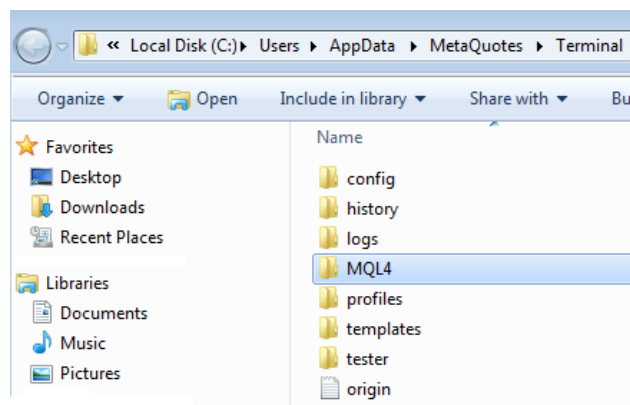
Follow the links above, choose your Forex broker, and download MetaTrader 4 for free. After you download MetaTrader 4, install it on your computer. This is a standard and simple operation. Open demo account for a start.

Step 2.

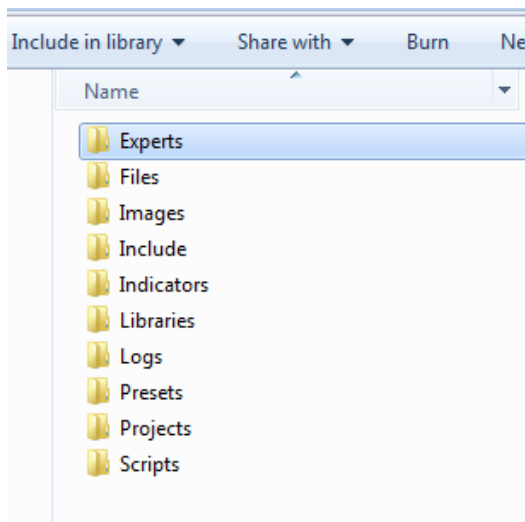
Start MetaTrader4. Select **File** in the menu, **Open Data Folder**.



A new window will open and you will see a special MT4 folder: its name may vary depending on your broker. Now, open **MQL4** folder.



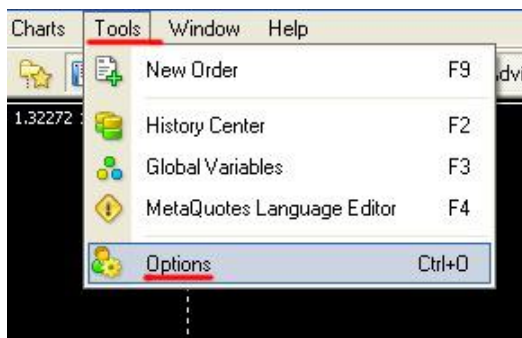
Here you will find an **Experts** folder:



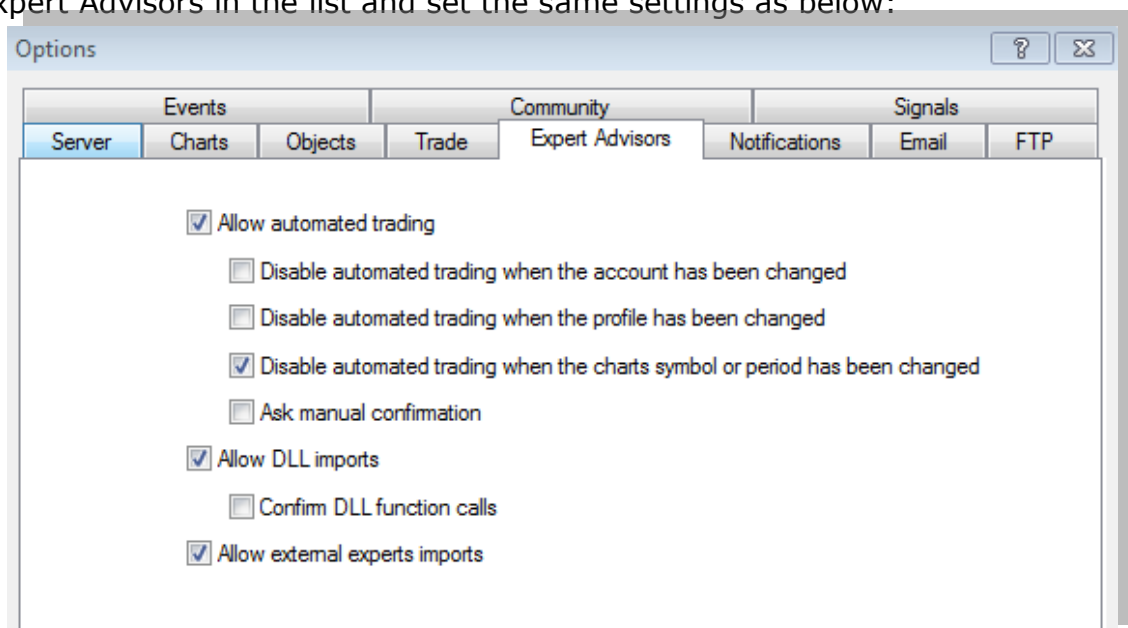
Copy and paste robot ex.4 file inside **Experts**. Now RESTART MetaTrader4. The file will appear under Navigator list. But before the setup, please check Live trading.

Step 3. Check Live Trading settings

Start MetaTrader4. For the proper live robot trading you need to check the following Options. Go to Tools in the main menu of MetaTrader4.



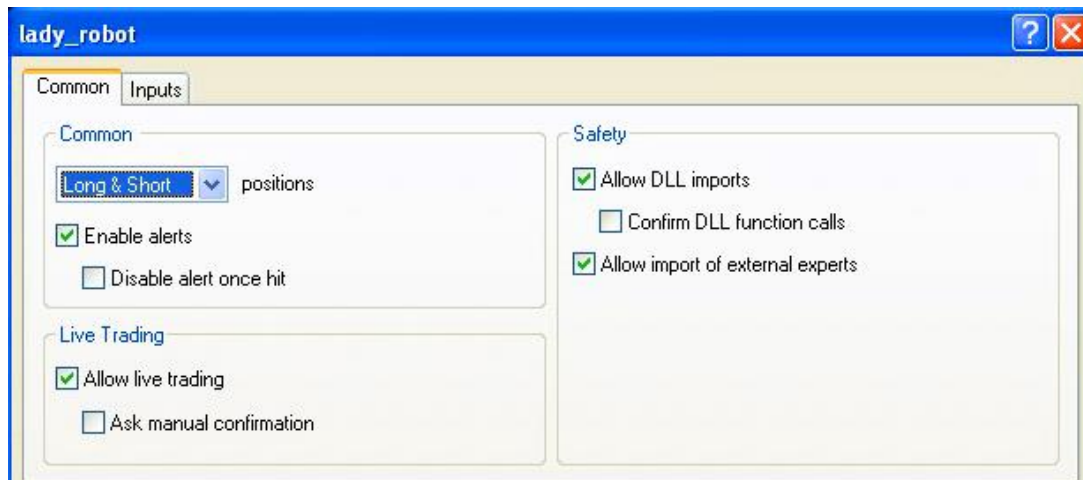
Find Expert Advisors in the list and set the same settings as below:



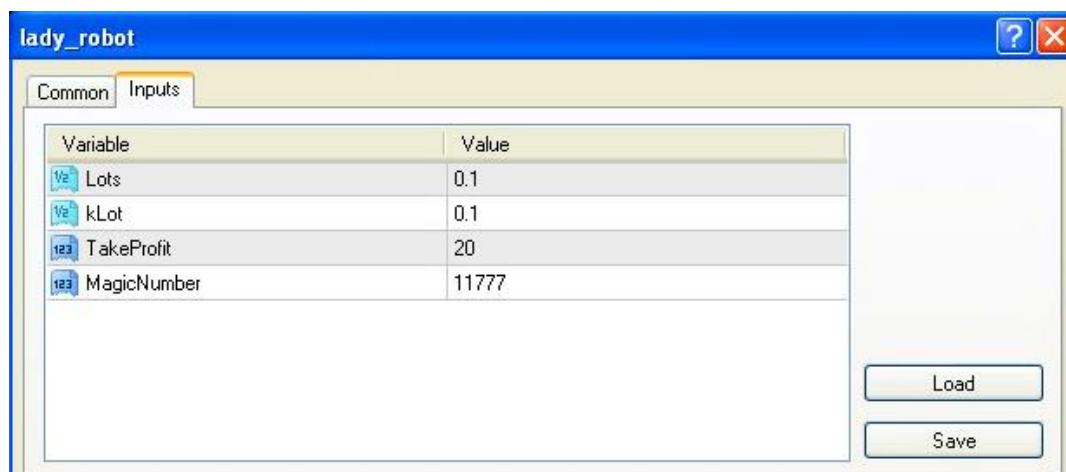
Press OK.

Step 4. Open the following chart in MT4: **EURUSD, H1**

Drag and drop **lady_robot** from Navigator panel to the chart. Please, make all the settings in the "**Common**" tab the same as in the picture below.



In the "Inputs" tab, you'll find the variable parameters of the robot:



***This is an example of the Inputs tab. The settings in this tab may be different.**

Lots - Initial order volume. Lot Size.

kLot – Lot Size of the adjustment order after the loss.

If Initial order closes with a little loss shortly after the opening – sometimes algorithm fails to catch the market impulse correctly - the second adjustment order opens in the "opposite direction" using this Lot. We recommend **same values** for Lots and kLot.

TakeProfit – Take profit

Magic - the unique number of the robot

Click **OK**

Step 5

In the top right corner of the terminal window you will see the name of the robot with a smiley. If there is a cross next to it, please get back to the step 4.

Please do not install it on other pairs and timeframes, use only the recommended.

Make sure that you enabled stable Internet connection and do not shut down or hibernate your PC. It WILL affect its trading.

Great. You have successfully installed, set up, and launched the robot. Now it will trade, open and close order automatically and completely independently without any intervention on your part. You can watch the results of its work in the computer screen.

The bottom part of the window displays the trading and their results in two tabs: Trade and Account History.



If you do not see the tabs, press CTRL+T on the keyboard to display the trading window. We strictly recommend you to activate the "Comments" field in the "Trade" and "Account History". It will help you to define which robot is placing orders now.

Good luck with your trading!

If you have any questions, please feel free to ask our support team by sending an E-mail to: support@ritalasker.com
We will do our best to help you.

Any additional information:
<http://www.ritalasker.com>



Contact Information:
<http://www.ritalasker.com/contacts.htm>

Yours,
Rita Lasker & Green Forex Group



Disclaimer

Please be aware of the loss, risk, personal or otherwise consequences of the use and application of this book's content. The author and the publisher are not responsible for any actions that you undertake and will not be held accountable for any loss or injuries.

U.S. Government Required Disclaimer - Commodity Futures Trading Commission Futures and Options trading has large potential rewards, but also large potential risks. You must be aware of the risks and be willing to accept them in order to invest in the futures and options markets. Don't trade with money you can't afford to lose.

This is neither a solicitation nor an offer to Buy/Sell futures or options. No representation is being made that any account will or is likely to achieve profits or losses similar to those discussed on this web site. The past performance of any trading software or methodology is not necessarily indicative of future results.

CFTC RULE 4.41 - HYPOTHETICAL OR SIMULATED PERFORMANCE RESULTS HAVE CERTAIN LIMITATIONS. UNLIKE AN ACTUAL PERFORMANCE RECORD, SIMULATED RESULTS DO NOT REPRESENT ACTUAL TRADING. ALSO, SINCE THE TRADES HAVE NOT BEEN EXECUTED, THE RESULTS MAY HAVE UNDEROR- OVER COMPENSATED FOR THE IMPACT, IF ANY, OF CERTAIN MARKET FACTORS, SUCH AS LACK OF LIQUIDITY. SIMULATED TRADING PROGRAMS IN GENERAL ARE ALSO SUBJECT TO THE FACT THAT THEY ARE DESIGNED

WITH THE BENEFIT OF HINDSIGHT. NO REPRESENTATION IS BEING MADE THAT ANY ACCOUNT WILL OR IS LIKELY TO ACHIEVE PROFIT OR LOSSES SIMILAR TO THOSE SHOWN.

No representation is being made that any account will or is likely to achieve profits or losses similar to those shown. In fact, there are frequently sharp differences between hypothetical performance results and the actual results subsequently achieved by any particular trading program. Hypothetical trading does not involve financial risk, and no hypothetical trading record can completely account for the impact of financial risk in actual trading.

All information on this website or any e-book purchased from this website is for educational purposes only and is not intended to provide financial advise. Any statements about profits or income, expressed or implied, does not represent a guarantee. Your actual trading may result in losses as no trading software is guaranteed. You accept full responsibilities for your actions, trades, profit or loss, and agree to hold Intoris LLC doing business as Green Forex Group and Rita Lasker and any authorized distributors harmless in any and all ways. The use of this software constitutes acceptance of these terms.

COPYRIGHT

This book and software is the copyright of and cannot be re-written, re-published,

STORED OR LINKED AT ANY FILE SHARING SITES or FORUMS or used for any other books without proper referencing without permission. The use of the book and software is limited to your personal use. Spreading out the copies without paying for them is illegal and protected by international copyright law.

Copyright © 2014 Rita Lasker & Green Forex Group.
All rights reserved.