



ZigZagger 2.0

Exclusive Forex Indicator

Rita Lasker and Green Forex Group
www.ritalasker.com

Disclaimer

Please be aware of the loss, risk, personal or otherwise consequences of the use and application of this book's content. The author and the publisher are not responsible for any actions that you undertake and will not be held accountable for any loss or injuries.

U.S. Government Required Disclaimer - Commodity Futures Trading Commission Futures and Options trading has large potential rewards, but also large potential risks. You must be aware of the risks and be willing to accept them in order to invest in the futures and options markets. Don't trade with money you can't afford to lose.

This is neither a solicitation nor an offer to Buy/Sell futures or options. No representation is being made that any account will or is likely to achieve profits or losses similar to those discussed on this web site. The past performance of any trading software or methodology is not necessarily indicative of future results.

CFTC RULE 4.41 - HYPOTHETICAL OR SIMULATED PERFORMANCE RESULTS HAVE CERTAIN LIMITATIONS. UNLIKE AN ACTUAL PERFORMANCE RECORD, SIMULATED RESULTS DO NOT REPRESENT ACTUAL TRADING. ALSO, SINCE THE TRADES HAVE NOT BEEN EXECUTED, THE RESULTS MAY HAVE UNDEROR- OVER COMPENSATED FOR THE IMPACT, IF ANY, OF CERTAIN MARKET FACTORS, SUCH AS LACK OF LIQUIDITY. SIMULATED TRADING PROGRAMS IN GENERAL ARE ALSO SUBJECT TO THE FACT THAT THEY ARE DESIGNED

WITH THE BENEFIT OF HINDSIGHT. NO REPRESENTATION IS BEING MADE THAT ANY ACCOUNT WILL OR IS LIKELY TO ACHIEVE PROFIT OR LOSSES SIMILAR TO THOSE SHOWN.

No representation is being made that any account will or is likely to achieve profits or losses similar to those shown. In fact, there are frequently sharp differences between hypothetical performance results and the actual results subsequently achieved by any particular trading program. Hypothetical trading does not involve financial risk, and no hypothetical trading record can completely account for the impact of financial risk in actual trading.

All information is for educational purposes only and is not intended to provide financial advice. Any statements about profits or income, expressed or implied, does not represent a guarantee. Your actual trading may result in losses as no trading software is guaranteed. You accept full responsibilities for your actions, trades, profit or loss, and agree to hold Intoris LLC doing business as Green Forex Group and Rita Lasker and any authorized distributors of this information harmless in any and all ways. The use of this software constitutes acceptance of this user agreement.

Introduction



As you know one of the most powerful Indicators for trend defining in-built into MetaTrader is ZigZag.

It is simple and powerful and suits for absolutely any style of trading. BUT! It has the fundamental drawback as it repaints. Yes, ZigZag repaints the graphics.

We worked on it to keep its best features such as accuracy and signals quality and eliminated repainting and "lagging". Let me present you the result of that work - the new powerful trend Indicator **FOREX ZIGZAGER 2.0**.

FX ZigZagger 2.0 is based on the standard ZigZag BUT IT NEVER REPAINTS.

New FX ZigZagger 2.0 is unique for its accuracy and functionality.

Use it as the basic indicator or along with any other indicators you like. In any case you will certainly appreciate its power:

- Use it stand alone as the basic indicator to open and close the orders based on the provided signals
- Use it in combination with any trading system or along with other indicators. It will add more safety and reliability to your trades
- Install few FX ZigZagger 2.0 with different settings on the same chart and get the most accurate and precise signals combination

Do you remember the saying "Trend is your friend"? Now, when you are able to see the trend you can make your trading more profitable. What is more, you will not only see the trend, but hear it!

After the numerous positive comments about previous version of ZigZagger Neo we have also received a lot of requests to **add the alerts**.

It has inspired us to make it the most user-friendly trend Indicator and add different types of alerts.

ARROWS, POP-UP MESSAGES AND SOUND ALARMS are available for you now with FX ZigZagger 2.0.

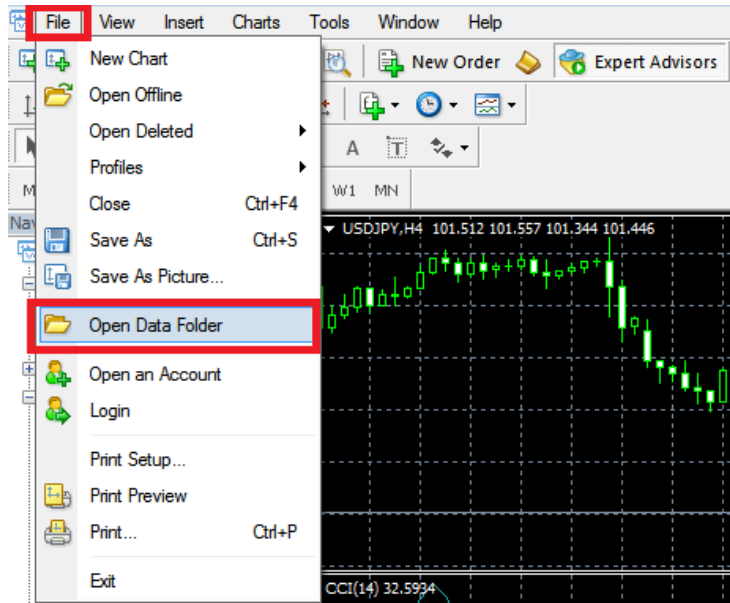
Enjoy the flawless performance of this extremely useful indicator FX ZigZagger 2.0 and have a great trading!

**Yours,
Rita Lasker**

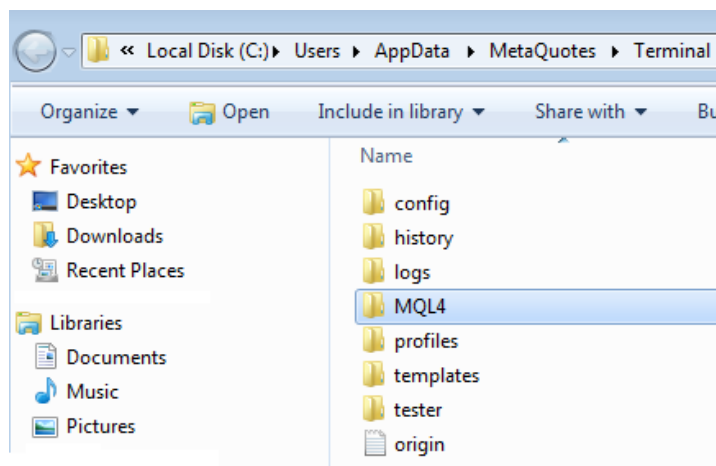
Installation and settings

Make sure that you have MetaTrader4 installed and that it is the latest build. If you don't have MT4, download it from any Forex broker web-site. Open a demo account.

1. Start MetaTrader4. Select **File** in the menu, **Open Data Folder**.



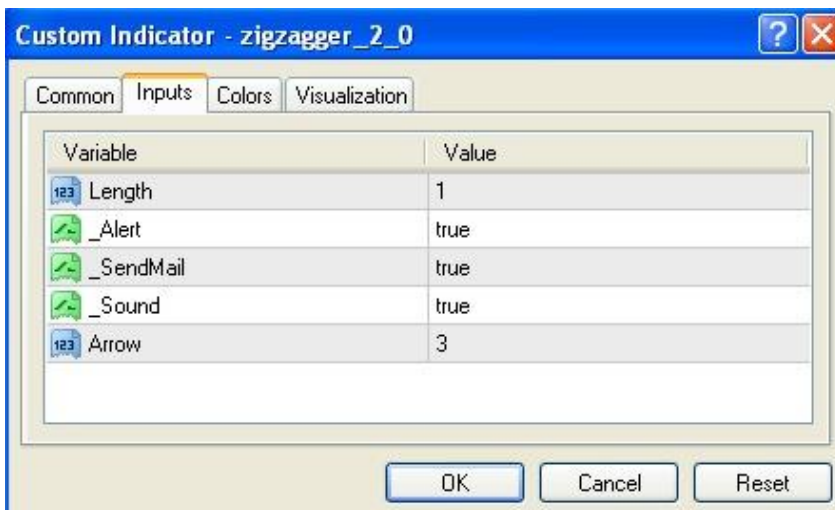
2. A new folder will open.



Open **MQL4** folder. Here you will find **Indicators** folder. Copy **zigzagger_2_0.ex4** inside **Indicators** folder.

3. Close MetaTrader and start it again. Now you may find it under Custom Indicators in Navigator. Open any chart and timeframe. Right-click on its name in Navigator and select Attach to a chart. Wait for few seconds for information to be displayed at your chart.
4. Settings:

Inputs settings



Length - the moving length.
The displayed moving of the line will be shorter if you set the lower Length

_Alert - enable or disable alerts function

_SendMail - enable or disable emails function

_Sound - enable or disable sound alarms

Arrow - size of the arrow

Other settings you may leave default.

Signals

When the end of line is pointing down - open **Buy order** (follow the arrow signal)

When the end of line is pointing up - open **Sell order** (follow the arrow signal)

If you have enabled alerts and alarms functions, you will also hear the sound alarm and get the pop-up message with the pair and timeframe. See the example below:



In this Alerts window you can check previous signals history if scroll it down.

You can install few FX ZigZagger indicators on the same chart with different settings. For example, try to set the Length parameter for the first installed ZigZagger as =2, as =5 for the second, and as = 10 for the third.

It is the most accurate signal when the graphics showed by these 3 installed FX ZigZaggers indicate the same.

How to get more profit out of the trade?

ZigZagger 2.0 is the popular trend indicator. It shows you UP or DOWN. But, any trend can reverse. Sometimes it may change the direction under the influence of some external factors even if no indicators predicted it. Surely it may result in a loss.

If you have placed the order and it is in profit BUT the trend reverses, there is no indicator that would catch this moment immediately; it just needs some time to analyze it. While it is essential for your trade to close the order as soon as possible when it is still in profit.

Install Forex Trailingator!



In any of these cases, Forex Trailingator would help to secure your profit and avoid the loss.

It is the universal tool with the perfect reputation. Not a robot, not an indicator. It is the special Stop Loss trailing product. It trails all opened orders with Stop Loss and makes your manual trading safe and comfortable.

Here are some facts:

- Forex Trailingator allows you increase the profit **up to 40-50%**
- Forex Trailingator helps to reduce losses **up to 30-60%** when a trend reverses
- Forex Trailingator works with ALL pairs and ANY timeframe
- Forex Trailingator can trail orders placed manually or along with opened by EA
- Forex Trailingator is the MOST POPULAR product - **98% of the customers are**

happy about it. More about Forex Trailingator you can learn at

<http://www.trailingator.com>

If you have any questions, please feel free to ask our support team by sending an E-mail to: support@RitaLasker.com

We will do our best to help you.



Yours,

Rita Lasker & Green Forex Group.

Any additional information: <http://www.RitaLasker.com>

Contact Information: <http://www.RitaLasker.com/contacts.htm>

ALL Green Forex products: www.RitaLasker.com/products.htm